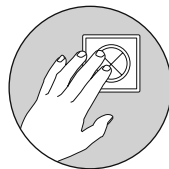
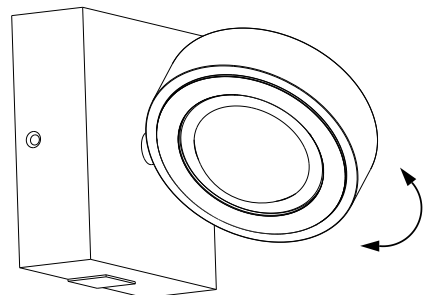


3 | Fernbedienung anlernen / teach remote control

Siehe Q-Fernbedienungsanleitung
See Q-remote control manual



⑧ Leuchte einschalten
Switch on the lamp



Q-Empfänger (Antenne)
Q-receiver



⑩ Q-Fernbedienung
anlernen
Teach Q-Remote
control




⑨ Bedienungsanleitung
lesen
Read instruction
manual

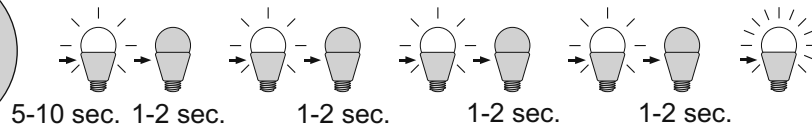


⚠️ Reset

Rückstellen der Leuchte auf Werkseinstellung
Reset the lamp, factory new



5x on / off




Das Gerät erfüllt die grundlegenden Anforderungen der Richtlinie 2014/53/EU (Radio Equipment Directive) des Europäischen Parlaments und des Rates der europäischen Union vom 16.04.2014 über Funkanlagen. Die vollständige Konformitätserklärung kann bei der unten stehenden Internet-Adresse aufgerufen werden.

This device fulfils the fundamental requirements of Directive 2014/53/EU (Radio Equipment Directive) of the European Parliament and of the Council of the European Union dated 16.04.2014 on items of radio equipment. The full declaration of conformity can be accessed at the Internet-address given below.

Paul Neuhaus

Paul Neuhaus GmbH
Olakenweg 36 • 59457 Werl
Germany
Telefon: +49(0)2922-9721-0
Telefax: +49(0)2922-9721-9120
E-mail: kundenservice@neuhaus-group.de
<https://scm.paul-neuhaus.de/public/conformity/>




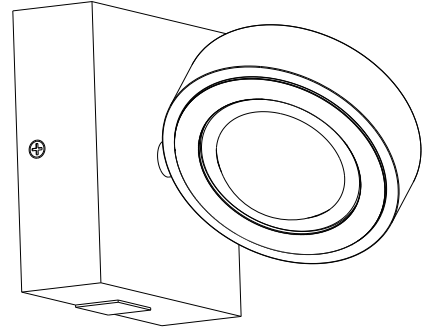
SMART
HOME
LIGHTS


D | Montageanleitung • GB | Fitting instructions

834418










230V/50Hz~
 2x 4,6W LED-Board
 2x 2,8W LED-Board
 nicht wechselbar / not changeable










 2,4 GHz
 10 dBm



 AAA, 1,5V
 2x
 2x

Inkl. Funkfernbedienung
 Incl. radio remote control

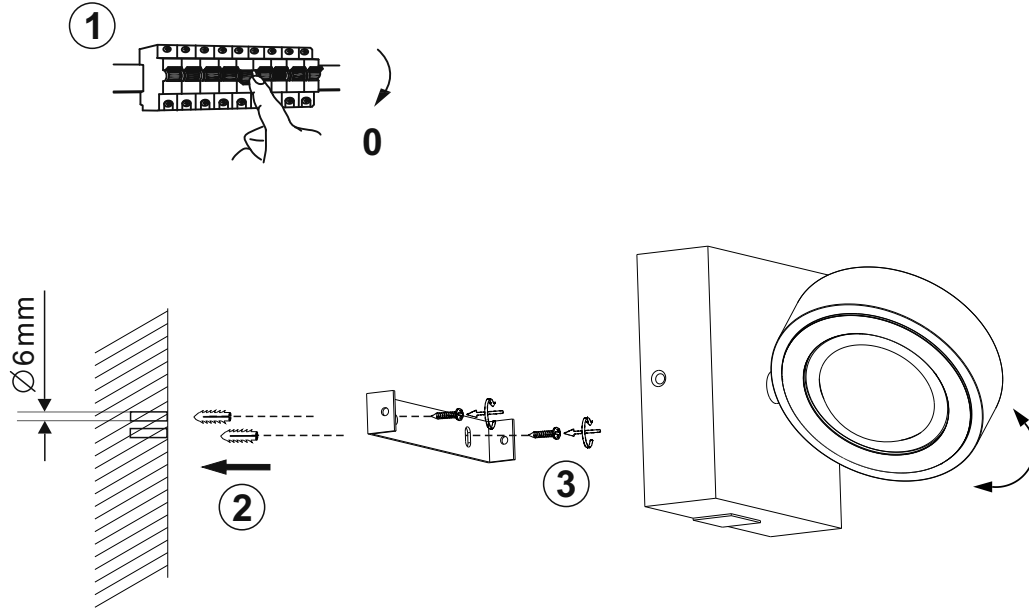
-  4,6 W
-  11 W
-  400 lm
-  LED-Board
-  t 25.000 h
-  T_k 2.700-5.000 K
-  15.000 x
-  <0,5 s
-  dimmable with rrc

-  2,8 W
-  11 W
-  400 lm
-  LED-Board
-  t 25.000 h
-  T_k RGB
-  15.000 x
-  <0,5 s
-  dimmable with rrc



1 | Montage / fitting

Als Wandleuchte
 As wall light



2 | Elektrischer Anschluss / electrical connection

230 Volt / 50Hz-Anschluss
 230 Voltage / 50Hz connection

